



District Report Card: 2017


| | |
|-------------------------|--------------------------|
| State: Jharkhand | District: Simdega |
| Class: 3 | Subject: EVS |
| Schools: 59 | Students: 1009 |


Participation/Coverage


Students

| GENDER  | Boys | | Girls | |
|--|--------|-------|--------|-------|
| | Number | % | Number | % |
| | 540 | 53.52 | 469 | 46.48 |

| AREA  | Rural | | Urban | |
|---|--------|-------|--------|------|
| | Number | % | Number | % |
| | 936 | 92.77 | 73 | 7.23 |

| CATEGORY  | SC | | ST | | OBC | | GEN | |
|--|--------|------|--------|-------|--------|-------|--------|------|
| | Number | % | Number | % | Number | % | Number | % |
| | 91 | 9.02 | 788 | 78.10 | 114 | 11.30 | 16 | 1.59 |

| CWSN  | LD | VI | HI | S&LD | ID | Oth |
|--|----|----|----|------|----|-----|
| | 0 | 0 | 1 | 1 | 0 | 0 |

| Management  | Government | | Government-aided | |
|--|------------|-------|------------------|-------|
| | Number | % | Number | % |
| | 480 | 47.57 | 529 | 52.43 |

Average Performance of Students in EVS (%)

| Overall | Gender | | Area | | Management | | Social Group | | | |
|---------|--------|--------|-------|-------|------------|-------|--------------|-------|-------|-------|
| | Male | Female | Rural | Urban | Govt. | Aided | SC | ST | OBC | GEN |
| 63.46 | 62.28 | 64.80 | 63.05 | 68.68 | 65.03 | 62.03 | 58.46 | 62.92 | 68.48 | 82.50 |

Performance on Learning Outcomes (LOs)

| Learning Outcomes | Description | Average Performance(%) |
|-------------------|---|------------------------|
| E302 | Identifies simple features (e.g. movement, at places found/ kept, eating habits, sounds) of animals and birds in the immediate surroundings. | 48.27 |
| E303 | Identifies relationships with and among family members | 50.30 |
| E304 | Identifies objects, signs (vessels, stoves, transport, means of communication, transport, signboards etc.), places (types of houses/shelters, bus stand, petrol pump etc.) activities (works people do, cooking processes, etc.) at home/school/neighborhoods | 65.93 |
| E305 | Describes need of food for people of different age groups, animals/birds, availability of food and water and use of water at home and surroundings | 65.66 |
| E307 | Groups objects, birds, animals, features, activities according to differences/similarities using different senses. (e.g. appearance/place of living/ food/ movement/ likes-dislikes/ any other features) | 67.68 |
| E309 | Identifies directions, location of objects/places in simple maps using signs/symbols/verbally | 59.41 |
| E310 | Guesses properties, estimates quantities of materials/activities in daily life and verifies using symbols/non-standard units | 67.99 |
| E311 | Records observations, experiences, information on objects/activities/places visited in different ways and predicts patterns etc. | 57.98 |
| E313 | Observes rules in games (local, indoor, outdoor) | 33.07 |
| E314 | Voices opinion on good/bad touch , stereotypes for tasks/play/food in family w.r.t gender, misuse/wastage of food and water in family and school. | 74.93 |

| Range of Performance of Students who Answered Correctly | | | | | | | |
|---|-------|-----------|-------|-----------|-------|-----------|-------|
| Below 30% | | 30% - 50% | | 50% - 75% | | Above 75% | |
| Number | % | Number | % | Number | % | Number | % |
| 141 | 13.97 | 182 | 18.04 | 286 | 28.34 | 400 | 39.64 |

Lowest Performing Learning Outcomes (LOs)

1 - Observes rules in games (local, indoor, outdoor) (33.07)

2 - Identifies simple features (e.g. movement, at places found/ kept, eating habits, sounds) of animals and birds in the immediate surroundings. (48.27)

3 - Identifies relationships with and among family members (50.30)

4 - Records observations, experiences, information on objects/activities/places visited in different ways and predicts patterns etc. (57.98)

5 - Identifies directions, location of objects/places in simple maps using signs/symbols/verbally (59.41)